

## St. Neot Primary School

### A Parent Guide to Active Learn Primary

Active Learn Primary is a space where your child can read e-books or play maths games set by their teacher. It is available through a laptop or Chromebook as well as on most tablets and smartphones.

Below are instructions for how you and your child can log on and access Active Learn Primary.

#### **Username and Password**

Each child has a unique username and password to log on. These details will be in the front of their reading record books. Please keep this information safe. We suggest you take a photograph on your phone to refer to.

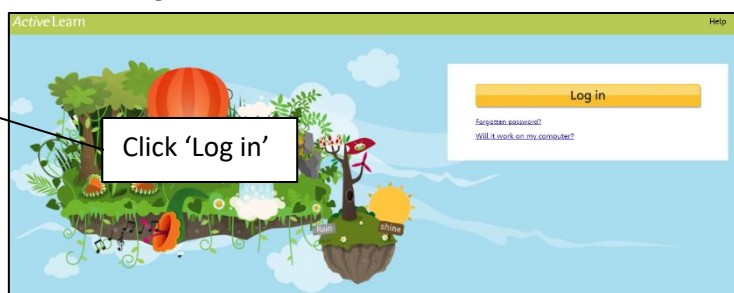
If you need help with this, please contact your child's teacher.

#### **Accessing Active Learn Primary**

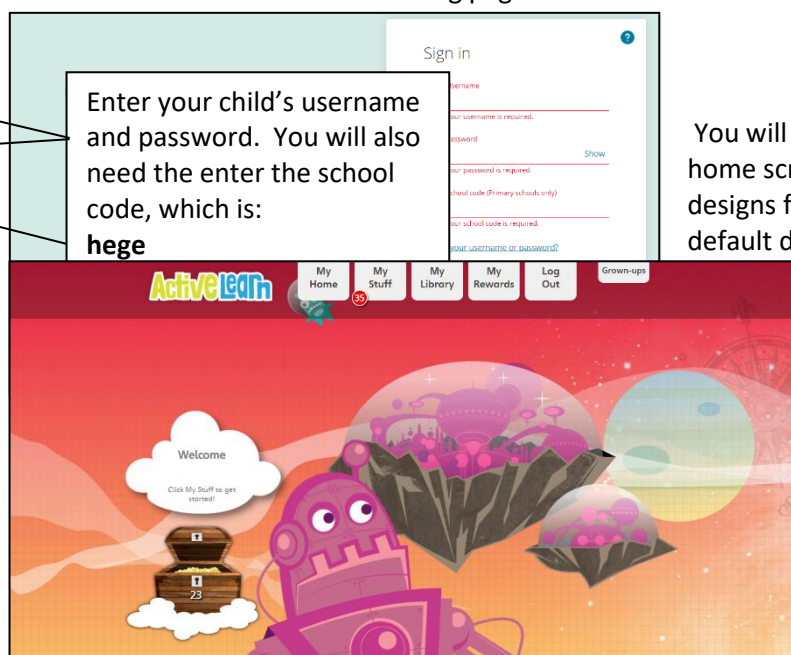
You can navigate to Active Learn Primary on your device by clicking on this link:

<https://www.activelearnprimary.co.uk/login?e=-1&c=0> or typing it into the search bar on your browser.

When you have arrived at <https://www.activelearnprimary.co.uk/login?e=-1&c=0> you will see the following screen:



You will then be taken to the following page:



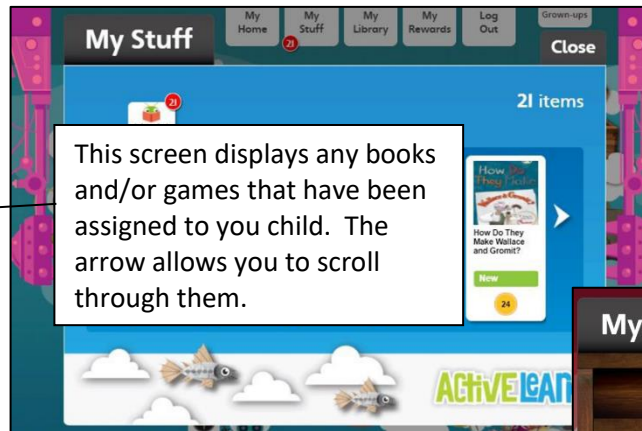
You will then be taken to your child's home screen. There are three different designs for them to choose from, the default design looks like this:

## Navigating Active Learn Primary

From the main class screen, you and your child will be able to navigate to the different parts of The platform. Across the top of the page you will see the following areas:

**My Home** – This navigates you back to this home screen.

**My Stuff** – It looks like this:



removed from 'My Stuff' and appear in the Library. This will allow them to reread or replay the game if you want to. It looks like this:

You can click on 'Abacus' for played maths games, or 'Independent' for read books.

**My Library** – Once your child has completed an e-book or game it will be



**My Rewards** – By answering questions in the reading books and completing maths games, your child will earn coins. These coins can be spent on rewards, such as:

- Customising racers for racing games in the Pit Stop
- Buying packs of stickers you a virtual sticker book at the Sticker Factory
- Buying pets, furniture or toys for an online tree house at the Tree House

**This guide continues on the next page.**

### How to read an e-book

You can select a new book to read from the 'My Stuff' section. Click on the chosen book and it will open on the screen. Inside the book you will be able to:

- Move around the book with the blue arrows
- Click the magnify button on the bottom left to zoom in
- Click the red cross button on the bottom right to close the book
- Click on words in bold text to see a definition
- Open book activities using the Bug Head icon

Only lower book bands:

- Click "Read to me" to hear the page

Only higher book bands:

- Click the "Contents" button to find a particular chapter, page or activity
- Click the single page view button to see one page at a time

Inside the books are bug icons. By clicking these a question or activity will appear. Children need to complete the to earn coins and to complete the books.



Teacher are able to see how often children have accessed Active Learn Primary; how well they have done with e-books and maths games; and how many coins they have earned.

You can also find a parent's guide video for accessing Active Learn Primary at:

<https://www.youtube.com/watch?v=paOEVzigwnk>

and another video guide to reading e-books at:

<https://www.youtube.com/watch?v=y1R8xRz43PU>